

Now Yesterday

Search:

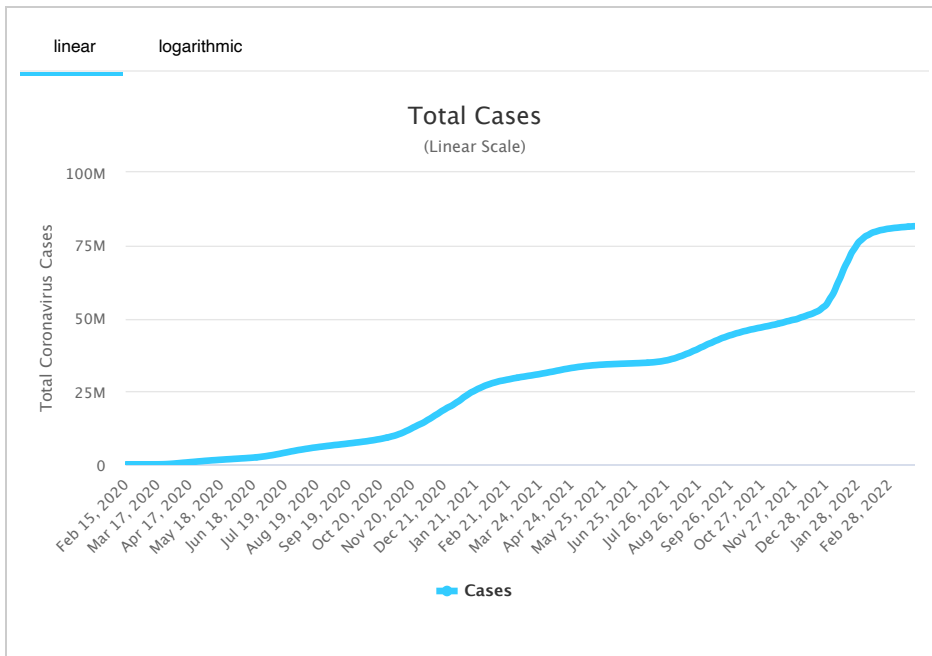
#	USA State	Total Cases	New Cases	Total Deaths	New Deaths	Total Recovered	Active Cases	Tot Cases/ 1M pop	Deaths/ 1M pop	Total Tests
	USA Total	81,565,957		1,002,259		63,824,331	16,739,367	246,421	3,028	976,8
1	California (/coronavirus/usa/california/)	9,082,749		88,601		8,609,192	384,956	229,872	2,242	153,4
2	Texas (/coronavirus/usa/texas/)	6,726,920		87,493		6,520,327	119,100	231,996	3,017	62,1
3	Florida (/coronavirus/usa/florida/)	5,883,989		72,946		N/A	N/A	273,958	3,396	55,4
4	New York (/coronavirus/usa/new-york/)	5,124,391		68,390		N/A	N/A	263,417	3,516	103,6
5	Illinois (/coronavirus/usa/illinois/)	3,059,915		37,571		2,976,601	45,743	241,474	2,965	56,8
6	Pennsylvania (/coronavirus/usa/pennsylvania/)	2,777,261		44,152		N/A	N/A	216,940	3,449	25,3
7	Ohio (/coronavirus/usa/ohio/)	2,669,698		37,793		2,618,373	13,532	228,392	3,233	22,0
8	North Carolina (/coronavirus/usa/north-carolina/)	2,623,081		23,159		2,579,420	20,502	250,101	2,208	26,3
9	Georgia (/coronavirus/usa/georgia/)	2,485,113		36,706		1,744,638	703,769	234,060	3,457	23,8
10	Michigan (/coronavirus/usa/michigan/)	2,382,197		35,533		1,421,905	924,759	238,533	3,558	24,0
11	New Jersey (/coronavirus/usa/new-jersey/)	2,192,294		33,195		2,070,455	88,644	246,819	3,737	17,4
12	Tennessee (/coronavirus/usa/tennessee/)	2,019,015		25,482		1,985,885	7,648	295,646	3,731	12,6
13	Arizona (/coronavirus/usa/arizona/)	1,997,037		28,883		1,944,596	23,558	274,367	3,968	18,6
14	Massachusetts (/coronavirus/usa/massachusetts/)	1,690,983		20,063		N/A	N/A	245,337	2,911	42,0
15	Indiana (/coronavirus/usa/indiana/)	1,689,919		23,340		1,496,014	170,565	251,020	3,467	19,3
16	Virginia (/coronavirus/usa/virginia/)	1,664,080		19,586		N/A	N/A	194,959	2,295	18,9
17	Wisconsin (/coronavirus/usa/wisconsin/)	1,582,381		14,145		N/A	N/A	271,773	2,429	15,5

18	South Carolina (/coronavirus/usa/south-carolina/)	1,467,115	17,493	1,267,277	182,345	284,948	3,398	15,6
19	Washington (/coronavirus/usa/washington/)	1,448,779	12,392	N/A	N/A	190,256	1,627	12,0
20	Minnesota (/coronavirus/usa/minnesota/)	1,426,787	12,582	1,411,231	2,974	252,993	2,231	19,2
21	Missouri (/coronavirus/usa/missouri/)	1,408,772	19,871	959,517	429,384	229,538	3,238	14,5
22	Colorado (/coronavirus/usa/colorado/)	1,338,331	12,936	888,833	436,562	232,400	2,246	16,9
23	Kentucky (/coronavirus/usa/kentucky/)	1,309,520	14,767	N/A	N/A	293,110	3,305	13,6
24	Alabama (/coronavirus/usa/alabama/)	1,292,344	19,173	N/A	N/A	263,572	3,910	7,4
25	Louisiana (/coronavirus/usa/louisiana/)	1,231,676	17,065	N/A	N/A	264,945	3,671	14,9
26	Oklahoma (/coronavirus/usa/oklahoma/)	1,031,896	13,889	1,016,442	1,565	260,779	3,510	5,4
27	Maryland (/coronavirus/usa/maryland/)	1,009,705	14,316	N/A	N/A	167,013	2,368	19,3
28	Utah (/coronavirus/usa/utah/)	927,165	4,681	918,457	4,027	289,201	1,460	9,3
29	Iowa (/coronavirus/usa/iowa/)	853,035	9,402	N/A	N/A	270,370	2,980	8,4
30	Arkansas (/coronavirus/usa/arkansas/)	832,205	11,165	819,362	1,678	275,765	3,700	6,7
31	Mississippi (/coronavirus/usa/mississippi/)	793,960	12,369	774,429	7,162	266,774	4,156	6,1
32	Kansas (/coronavirus/usa/kansas/)	769,598	8,198	753,252	8,148	264,166	2,814	2,2
33	Connecticut (/coronavirus/usa/connecticut/)	733,767	10,744	708,650	14,373	205,809	3,014	15,4
34	Nevada (/coronavirus/usa/nevada/)	711,963	10,031	672,613	29,319	231,145	3,257	6,8
35	Oregon (/coronavirus/usa/oregon/)	702,566	7,033	655,450	40,083	166,574	1,667	10,7
36	New Mexico (/coronavirus/usa/new-mexico/)	517,060	7,197	495,221	14,642	246,591	3,432	6,7
	West Virginia	497,111	6,687	490,002	422	277,383	3,731	5,8

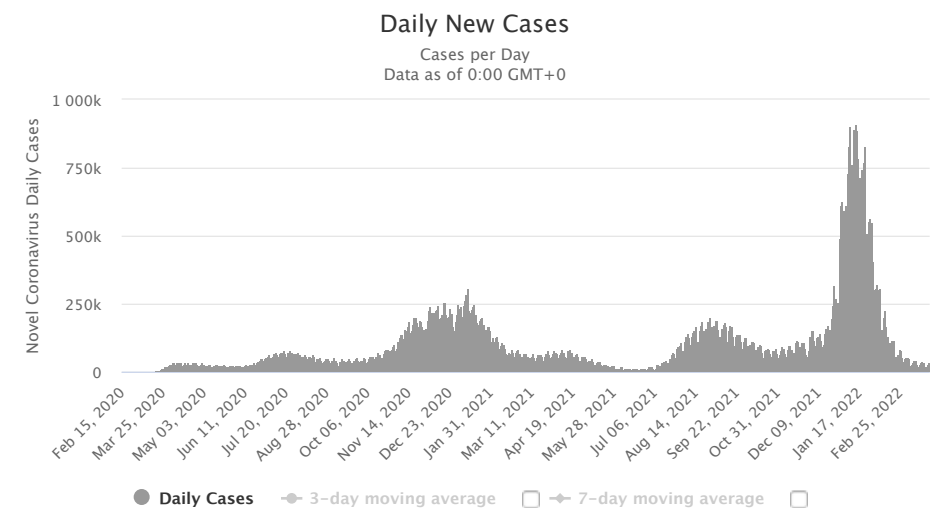
37	(/coronavirus/usa/west-virginia/)									
38	Nebraska (/coronavirus/usa/nebraska/)	477,183		4,053		N/A	N/A	246,682	2,095	5,3
39	Idaho (/coronavirus/usa/idaho/)	443,479		4,864		161,882	276,733	248,161	2,722	2,8
40	Rhode Island (/coronavirus/usa/rhode-island/)	360,016		3,435		N/A	N/A	339,843	3,243	7,6
41	New Hampshire (/coronavirus/usa/new-hampshire/)	301,687		2,445		298,172	1,070	221,876	1,798	4,5
42	Montana (/coronavirus/usa/montana/)	272,356		3,240		268,702	414	254,829	3,031	2,7
43	Delaware (/coronavirus/usa/delaware/)	259,003		2,836		253,372	2,795	265,981	2,912	1,0
44	Hawaii (/coronavirus/usa/hawaii/)	239,591		1,373		N/A	N/A	169,218	970	3,6
45	North Dakota (/coronavirus/usa/north-dakota/)	239,442		2,232		236,878	332	314,203	2,929	6
46	Alaska (/coronavirus/usa/alaska/)	237,883		1,189		198,612	38,082	325,179	1,625	4,0
47	South Dakota (/coronavirus/usa/south-dakota/)	236,955		2,880		231,649	2,426	267,849	3,255	2,1
48	Maine (/coronavirus/usa/maine/)	234,413		2,193		N/A	N/A	174,387	1,631	4,8
49	Wyoming (/coronavirus/usa/wyoming/)	155,988		1,783		154,129	76	269,522	3,081	1,3
50	District Of Columbia (/coronavirus/usa/district-of-columbia/)	136,062		1,329		N/A	N/A	192,791	1,883	3,0
51	Vermont (/coronavirus/usa/vermont/)	115,675		615		110,729	4,331	185,380	986	3,4
52	Puerto Rico	478,285		4,159		263,062	211,064	141,214	1,228	3,9
53	Guam	47,009		340		45,356	1,313			4
54	United States Virgin Islands	15,606		110		15,455	41			3
55	Northern Mariana Islands	10,997		32		10,832	133			
56	American Samoa	1,993				N/A	N/A			
57	Veteran Affairs	615,620		21,476		591,175	2,969			8,1
58	US Military	610,333		682		572,735	36,916			
59	Federal Prisons	68,972		297		N/A	N/A			1

60	Navajo Nation	52,860	1,660	51,085	115			5
61	Grand Princess Ship	122	7	115	0			
62	Wuhan Repatriated	3		3	0			
63	Diamond Princess Ship	46		46	0			
	Total:	81,565,957	1,002,259	63,824,331	16,739,367	246,421	3,028	976,8

Total Coronavirus Cases in the United States

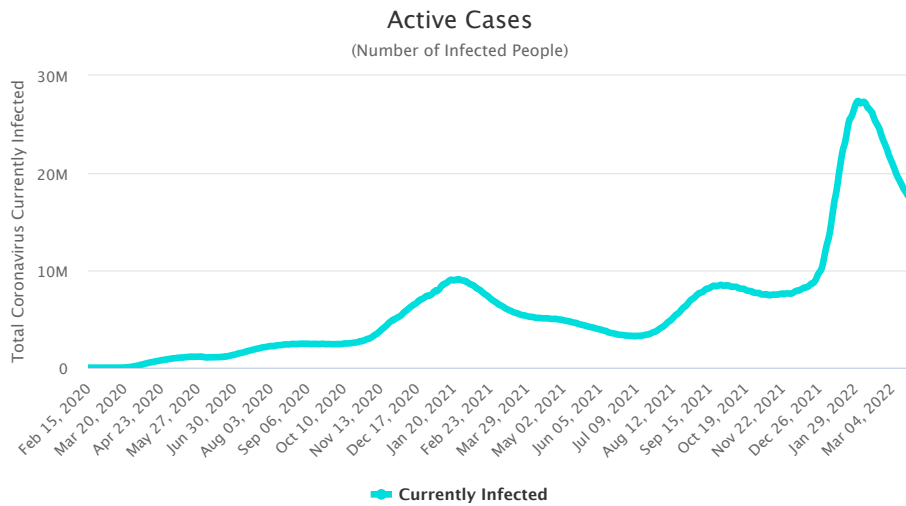


Daily New Cases in the United States

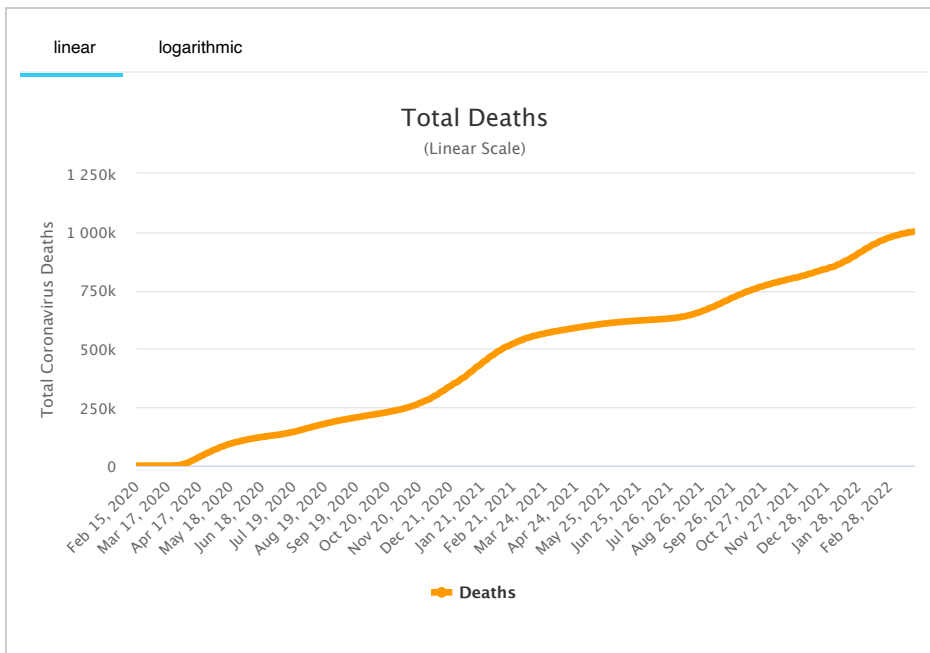


See also: [Daily Deaths Graph](#)

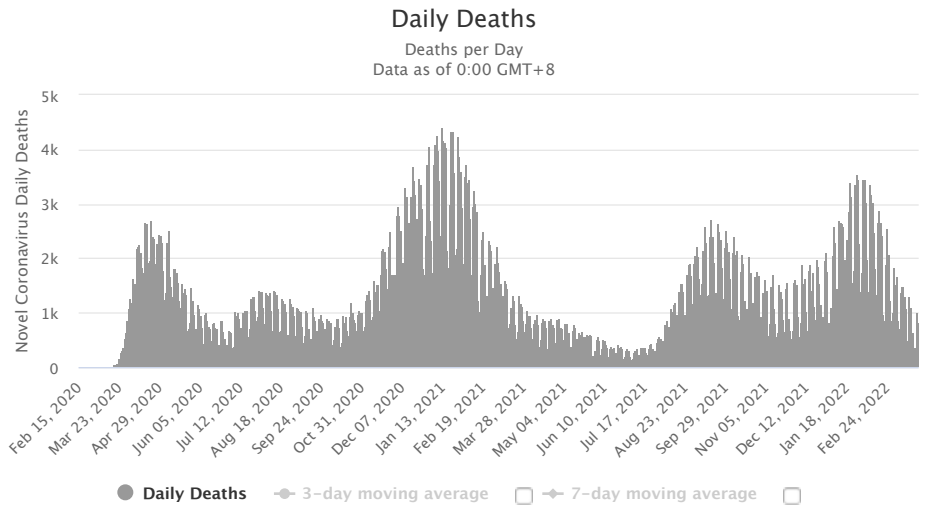
Active Cases in the United States



Total Coronavirus Deaths in the United States



Daily New Deaths in the United States



See also: [Daily Cases Graph](#)

Latest News

March 24 (GMT)

Updates

- 31,709 new cases and 649 new deaths in [the United States \(/coronavirus/country/us/\)](#)

March 23 ✔

March 22 ✔

March 21 ✔

March 20 ✔

March 19 ✔

Historical account of the initial stages of the epidemic in the United States

Content:

- First 20 cases in the United States
- Progression of first suspected cases
- Timeline of initial events
- Sources for the historical account

First 20 cases in the United States

Information collected on the first 20 domestic cases (not including repatriated cases and Diamond Princess cruise ship evacuee cases) is presented in the table below:

State	Cases	Sex	Age	Date	Case #	Location	Source
Oregon	1			Feb. 29	17 th	Washington C.	
Washington	2			Feb. 29	18,19 th		
	1	M	30s	Jan. 21	1 st	Snohomish	[7]
Illinois	1			Mar. 1	20 th		
	1	M	60s	Jan. 30	6 th	Chicago	[12]
	1	F	60s	Jan. 24	2 nd	Chicago	[8]
California	2	unkn.	unkn.	Jan. 26	3 rd ,4 th	Orange C., L.A.	[9]
	1	M	adult	Jan. 31	7 th	Santa Clara C.	[17][18]
	1	F	unkn.	Feb. 2	9 th	Santa Clara C.	
	1	M	57	Feb. 2	10 th	San Benito C.	
	1	F	57	Feb. 2	11 th	San Benito C.	
	1		65	Feb. 28	16 th	Santa Clara C.	
	1			Feb. 21	13 th	Humboldt C.	
	1			Feb. 21	14 th	Sacramento C.	
	1			Feb. 26	15 th	[Northern California]	
Massachusetts	1	M	20s	Feb. 1	8 th	Boston	[16]
Arizona	1	unkn.	student	Jan. 26	5 th	Maricopa County	
Wisconsin	1			Feb. 5	12 th	Madison	

Patients Under Investigation (PUI) in the United States

CDC in the early stages released information regarding the number of cases and people under investigation that was updated regularly on Mondays, Wednesdays, and Fridays. Below we provide the historical reports that we were able to gather in order to track the progression in the number of suspected cases and US states involved through time in the initial stages

As of Feb. 10:

<i>Number of U.S. States with PUI</i>	<i>36</i>
Positive	12
Negative	318
Pending (specimens awaiting testing)	68
TOTAL	398

As of Feb. 7:

<i>Number of U.S. States with PUI</i>	<i>36</i>
Positive	12
Negative	225
Pending (specimens awaiting testing)	100
TOTAL	337

As of Feb. 5:

<i>Number of U.S. States with PUI</i>	<i>36</i>
Positive	11
Negative	206
Pending (specimens awaiting testing)	76
TOTAL	293

As of Feb. 3:

<i>Number of U.S. States with PUI</i>	<i>36</i>
Positive	11
Negative	167
Pending (specimens awaiting testing)	82
TOTAL	260

As of January 31:




<i>Number of U.S. States with PUI</i>	<i>36</i>
Positive	6
Negative	114
Pending (specimens awaiting testing)	121
TOTAL	241

Previously, as of January 29, there were 92 suspected cases awaiting testing.

<i>Number of U.S. States with PUI</i>	<i>36</i>
Positive	5
Negative	68

Pending (specimens awaiting testing)	92
TOTAL	165

Timeline of Events

-  On January 31, HHS declared Coronavirus a Public Health Emergency in the US (<https://www.hhs.gov/about/news/2020/01/31/secretary-azar-declares-public-health-emergency-us-2019-novel-coronavirus.html>)
As of Jan. 31, the Wuhan coronavirus is officially a public health emergency in the United States, Alex Azar, secretary of the US Department of Health and Human Services (HHS), announced at a White House press briefing.
-  On Jan. 31, the U.S. Centers for Disease Control and Prevention (CDC) **issued a federal quarantine for 14 days** affecting the 195 American evacuees from Wuhan, China. Starting Sunday, Feb. 2, U.S. citizens, permanent residents and immediate family who have visited China's Hubei province will undergo a **mandatory 14 days quarantine** and, if they have visited other parts of China, they would be screened at airports and asked to self-quarantine for 14 days. The last time the CDC had issued a quarantine was over 50 years ago in the 1960s, for smallpox.
-  President Donald Trump signed an order on Jan. 31 for the U.S. to **deny entry to foreign nationals who traveled to China** within the preceding two weeks, aside from the immediate family of U.S. citizens.
- On Jan. 30, the CDC had confirmed the **first case of person to person transmission in the U.S.:** ^[12] the husband of the Chicago, Illinois case who had returned from Wuhan, China on Jan. 13 and who tested positive for the virus on Jan. 24).
- CDC stated on Jan. 30 that "It is likely there will be more cases of 2019-nCoV reported in the U.S. in the coming days and weeks, including more person-to-person spread."^[12]
- The virus had been confirmed in **5 states**.
- On Jan. 31, **New York City** health officials vehemently denied the rumor regarding a coronavirus case in the city.^[13] On Feb. 1, however, the city's health commissioner did report that there was a test being performed on a person under 40 who had returned from China, developed matching symptoms, and tested negative to the seasonal flu.
- Most US patients had recently visited Wuhan.**
- All of the first five U.S. cases were described as **mild**.
- A study on the first US case of novel coronavirus detailed mild symptoms followed by pneumonia (https://www.cnn.com/2020/01/31/health/washington-coronavirus-study-nejm/index.html?utm_term=link&utm_medium=social&utm_content=2020-02-01T00)

U.S. Airlines suspended ALL flights between the U.S. and China

On Friday, January 31, Delta, American and United announced they would temporarily suspend all of their mainland China flights in response to the coronavirus outbreak.^[14]

Prior to this January 31 announcement:

- UNITED AIRLINES**
on Jan. 28 had announced it would cut 24 flights between the U.S. and China for the first week of February.
- AMERICAN AIRLINES**
on Jan. 29 had announced it would suspend flights from Los Angeles to Shanghai and Beijing from Feb. 9 through March 27, 2020. It will maintain its flight schedules (10 daily A/R) from Dallas-Fort Worth to Shanghai and Beijing, as well as from Los Angeles and Dallas-Fort Worth to Hong Kong.

- **DELTA**

had not adjusted its schedule of direct flights from the U.S. to China. It is the only airline with direct flights to not take action so far.

The White House was considering issuing a ban on flights between the United States and China, as of late Jan. 28^[11]. Italy has announced on January 31 that it was suspending all flights to and from China following the first 2 cases of coronavirus in Italy.

Travel Alert: Do Not Travel to China

- The U.S. State Department on January 30 issued a **Level 4: Do Not Travel to China Alert** (<https://travel.state.gov/content/travel/en/traveladvisories/traveladvisories/china-travel-advisory.html>) ^[4] (the highest level of alert).
- Previously, on January 29, the advisory was set at a lower "Level 3: Reconsider Travel" advising not to travel to Hubei Province: (Level 4) and reconsider travel to the remainder of China (Level 3).
- The CDC on Jan. 28 issued a Level 3 Warning (<https://wwwnc.cdc.gov/travel/notices/warning/novel-coronavirus-china>), recommending that travelers **avoid all nonessential travel to China** ^[5].

Screening incoming passengers at 20 airports in the U.S.

On January 17, the CDC announced that 3 airports in the United States would begin screening incoming passengers from China: SFO, JFK, and LAX ^[6] Other 2 airports were added subsequently, and on January 28, the U.S. Department of Health and Human Services (HHS) announced that 15 additional U.S. airports (bringing the total to 20) would begin screening incoming travelers from China.

Below is the complete list of airports where screening for the 2019 Novel Coronavirus (2019-nCoV) is in place:

- Los Angeles International (LAX)
- San Francisco International (SFO)
- Chicago O'Hare
- New York JFK
- Atlanta Hartsfield-Jackson International
- Houston George Bush Intercontinental
- Dallas-Fort Worth International
- San Diego International
- Seattle-Tacoma International
- Honolulu International
- Anchorage Ted Stevens International
- Minneapolis-St. Paul International
- Detroit Metropolitan
- Miami International
- Washington Dulles International
- Philadelphia International
- Newark Liberty International

- Boston Logan International
- El Paso International
- Puerto Rico's San Juan Airport

Sources for the historical account

1. Novel Coronavirus (2019-nCoV) situation reports (<https://www.who.int/emergencies/diseases/novel-coronavirus-2019/situation-reports/>) - World Health Organization (<https://www.who.int/>) (WHO)
2. 2019 Novel Coronavirus (2019-nCoV) in the U.S (<https://www.cdc.gov/coronavirus/2019-ncov/cases-in-us.html>) - U.S. Centers for Disease Control and Prevention (<https://www.cdc.gov/>) (CDC)
3. Symptoms of Novel Coronavirus (2019-nCoV) (<https://www.cdc.gov/coronavirus/2019-ncov/about/symptoms.html>) - CDC
4. China Travel Advisory (<https://travel.state.gov/content/travel/en/traveladvisories/traveladvisories/china-travel-advisory.html>) - U.S. State Department, accessed January 31, 2020.
5. Novel Coronavirus in China - Warning - Level 3, Avoid Nonessential Travel (<https://wwwnc.cdc.gov/travel/notices/warning/novel-coronavirus-china>) - CDC, January 28, 2020.
6. Public Health Screening to Begin at 3 U.S. Airports for 2019 Novel Coronavirus ("2019-nCoV") (<https://www.cdc.gov/media/releases/2020/p0117-coronavirus-screening.html>) - CDC January 17, 2020
7. First Travel-related Case of 2019 Novel Coronavirus Detected in United States (<https://www.cdc.gov/media/releases/2020/p0121-novel-coronavirus-travel-case.html>) - CDC, January 21, 2020
8. Second Travel-related Case of 2019 Novel Coronavirus Detected in United States (<https://www.cdc.gov/media/releases/2020/p0124-second-travel-coronavirus.html>) - CDC, January 24, 2020
9. CDC confirms additional cases of 2019 Novel Coronavirus in United States (<https://www.cdc.gov/media/releases/2020/s0126-coronavirus-new-cases.html>) - CDC, January 26, 2020
10. 2019 Novel Coronavirus (2019-nCoV) in the U.S. (<https://www.cdc.gov/coronavirus/2019-ncov/cases-in-us.html>) - CDC, Updated January 29, 2020
11. White House considers ban on flights to China amid coronavirus outbreak (<https://eu.usatoday.com/story/travel/news/2020/01/28/white-house-considers-ban-china-flights-amid-coronavirus-outbreak/4602839002/>) - USA Today, Jan. 28, 2020
12. CDC Confirms Person-to-Person Spread of New Coronavirus in the United States (<https://www.cdc.gov/media/releases/2020/p0130-coronavirus-spread.html>) - CDC Press Release, Jan. 30, 2020
13. NYC Officials Deny Report Of Coronavirus Amid Confusion (<https://www.forbes.com/sites/sergeiklebnikov/2020/01/31/nyc-officials-deny-report-of-coronavirus-amid-confusion/#351e47b5652c>) - Forbes, Jan. 31, 2020
14. Delta, American, United to suspend all China mainland flights as coronavirus crisis grows (<https://eu.usatoday.com/story/travel/2020/01/31/coronavirus-china-flight-ban-delta-cuts-all-flights-white-house/4620989002/>) - USA Today, Jan. 31, 2020
15. Secretary Azar Declares Public Health Emergency for United States for 2019 Novel Coronavirus (<https://www.hhs.gov/about/news/2020/01/31/secretary-azar-declares-public-health-emergency-us-2019-novel-coronavirus.html>) - U.S. Department of Health and Human Services (HHS), Jan. 31, 2020
16. Man returning from Wuhan, China is first case of 2019 Novel Coronavirus confirmed in Massachusetts (<https://www.mass.gov/news/man-returning-from-wuhan-china-is-first-case-of-2019-novel-coronavirus-confirmed-in>) - Massachusetts Department of Public Health, Feb. 1, 2020
17. County of Santa Clara Public Health Department Reports First Case of Novel (new) Coronavirus (<https://www.sccgov.org/sites/phd/news/Pages/novel-coronavirus-1-31-2020.aspx>) - Santa Clara County Public Health, Jan. 31, 2020
18. Coronavirus: First case confirmed in Santa Clara County (<https://www.mercurynews.com/2020/01/31/santa-clara-coronavirus/>) - Mercury News, Jan. 31, 2020

worldometer (/)

[about \(/about/\)](#) | [faq \(/faq/\)](#) | [languages \(/languages/\)](#) | [contact \(/contact/\)](#) | [report coronavirus cases \(/report_us/\)](#)

 ([newsletter-subscribe/](#))  (<https://twitter.com/Worldometers>)  (<https://www.facebook.com/Worldometers.info>)

© Copyright Worldometers.info - All rights reserved - [Disclaimer & Privacy Policy \(/disclaimer/\)](#)